



Queen South Textile Mills Limited
Statement of Financial Position (Un-audited)
As at 30 September 2018


Particulars	Notes	Amount in Taka 30-Sep-2018	Amount in Taka 30-Jun-2018
Assets:			
Non-current assets			
Property, plant and equipment	5	726,623,292	748,831,082
Current assets:			
Inventories	6	1,491,591,385	1,494,407,454
Trade and Other receivables	7	1,094,638,858	976,274,897
Advances, deposits and prepayments	8	109,063,280	87,744,424
Investments-FDR	9	24,199,543	24,185,095
Cash & Cash Equivalent	10	143,390,327	171,159,142
Total Assets		3,589,506,685	3,502,602,094
Equity and liabilities			
Shareholder's equity			
Share capital	11	1,001,500,000	1,001,500,000
Retained earnings	12	826,130,329	773,695,260
Non-current liabilities			
Long-term borrowing	13	445,682,674	445,416,595
Deferred tax liability (Annexure-B)		45,188,548	45,303,624
Current liabilities			
Trade and other payables	14	600,250,575	561,372,674
Current portion of long term borrowing		4,889,139	7,669,354
Short-term borrowing	15	573,150,031	590,092,959
Liabilities for Expenses	16	54,690,452	49,418,957
Outstanding IPO Subscription	17	105,000	110,000
Income Tax provision	18	37,919,937	28,022,671
Total liabilities		1,761,876,356	1,727,406,834
Total Equity and Liabilities		3,589,506,685	3,502,602,094
NAVPS (Net Assets Value Per Share)		18.25	17.73


The annexed notes form an integral part of these financial statements.



Chief Financial Officer


Company Secretary



Managing Director


Director


Chairman


Goutam Chandra Roy
Chief Financial Officer
Queen South Textile Mills Ltd.
September 14, 2018







Massum Rana
Company Secretary
Queen South Textile Mills Ltd


Wong Jammy Kwok Chan
Managing Director
Queen South Textile Mills Ltd.

Queen South Textile Mills Limited
Statement of Profit or Loss and Other Comprehensive Income (Un-audited)
for the period ended from 01 July 2018 to 30 September 2018

<u>Particulars</u>	<u>Notes</u>	<u>Amount in Taka</u> 1-Jul-2018 to 30-Sep-2018	<u>Amount in Taka</u> 1-Jul-2017 to 30-Sep-2017
Revenue	19	1,183,088,081	920,968,637
Cost of Sales	20	(1,058,226,804)	(828,512,641)
Gross Profit		124,861,277	92,455,996
Foreign Currency Gain/(Loss)		(2,131,713)	5,093,648
Other Income		2,248,005	
Operating Expenses:		(32,891,190)	(28,645,389)
Distribution Costs	21	(5,934,704)	(5,112,960)
Administrative Expenses	22	(26,956,486)	(23,532,429)
Operating profit		92,086,379	68,904,255
Financial Expenses	23	(29,869,120)	(22,105,781)
Net profit before tax		62,217,259	46,798,474
Income tax expenses	24	(9,782,190)	(7,946,955)
Net Profit / (Loss) during the year		52,435,069	38,851,519
Basic & Diluted Earnings per share	25	0.52	0.46

The annexed notes form an integral part of these financial statements.








Chief Financial Officer Company Secretary Managing Director Director Chairman

Dated: Dhaka
November 14, 2018


 Goutam Chandra Roy
 Chief Financial Officer
 Queen South Textile Mills Ltd


 Massum Rana
 Company Secretary
 Queen South Textile Mills Ltd


 Wong Jammy Kwok Chan
 Managing Director
 Queen South Textile Mills Ltd






Queen South Textile Mills Limited
Statement of Changes in Equity (Un-audited)
for the period ended from 01 July 2018 to 30 September 2018

Particulars	Share Capital	Retained Earnings	Total
Balance at 01 July 2018	1,001,500,000	773,695,260	1,775,195,260
Net profit for the period	-	52,435,069	52,435,069
Balance at 30 September 2018	1,001,500,000	826,130,329	1,827,630,329

Queen South Textile Mills Limited
Statement of Changes in Equity (Un-audited)
for the period ended from 01 July 2017 to 30 September 2017


Particulars	Share Capital	Retained Earnings	Total
Balance at 01 July 2017	851,500,000	611,601,279	1,463,101,279
Net profit for the period	-	38,851,519	38,851,519
Balance at 30 September 2017	851,500,000	650,452,798	1,501,952,798

The annexed notes form an integral part of these financial statements.








Chief Financial Officer Company Secretary Managing Director Director Chairman

Dated: Dhaka
November 14, 2018


Goutam Chandra Roy
Chief Financial Officer
Queen South Textile Mills Ltd


Massum Rana
Company Secretary
Queen South Textile Mills Ltd


Wong Jammy Kwok Chan
Managing Director
Queen South Textile Mills Ltd

Queen South Textile Mills limited
Statement of Cash Flows (Un-audited)
for the period ended from 01 July 2018 to 30 September 2018

Particulars	Notes	Amount in Taka	Amount in Taka
		1-Jul-2018 to 30-Sep-2018	1-Jul-2017 to 30-Sep-2017
A. Cash flows from operating activities:			
Cash received from customer & other income	26	1,065,724,151	953,051,495
Cash paid to Suppliers and employees	27	(1,035,717,038)	(923,482,766)
Income Tax Paid/Deducted at Source		(7,154,570)	(14,331,056)
Net Cash provided by operating activities		22,852,543	15,237,673
B. Cash flows from investing activities:			
Acquisition of property, plant and Equipment		(697,747)	(5,621,600)
Addition in Capital Work in Progress			
Investments-FDR			
Net Cash used in investing activities		(697,747)	(5,621,600)
C. Cash flows from financing activities:			
Proceeds from issuance of shares			
Financial Expenses		(29,869,120)	(22,105,781)
Short term bank loan (paid)/Received		(17,296,802)	48,615,384
IPO Expenses			
Long Term Bank Loan (paid)/Received		(2,784,796)	(8,348,268)
Net Cash from financing Activities		(49,950,718)	18,161,335
Net Decrease in cash & cash equivalents (A+B+C)		(27,795,922)	27,777,408
Unrealized Foreign Exchange Gain/(Loss)		27,107	425,092
Cash & cash equivalents at the beginning of the year		171,159,142	18,489,089
Cash & cash equivalents at the end of the year		143,390,327	46,691,589
Net Operating Cash Flow per share		0.23	0.20

The annexed notes are the integral part of these financial








Chief Financial Officer Company Secretary Managing Director Director Chairman

Dated: Dhaka
November 14, 2018


Goutam Chandra Roy
Chief Financial Officer
Queen South Textile Mills Ltd.


Massum Rana
Company Secretary
Queen South Textile Mills Ltd.


Wong Jammy Kwok Chan
Managing Director
Queen South Textile Mills Ltd.